

# Contract Kitchen Sanitiser



## Product Usage Guide

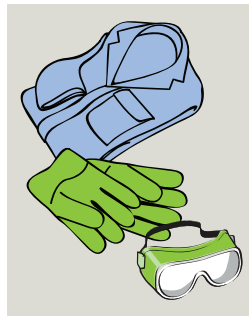
contract



### BB803-75



#### General Cleaning



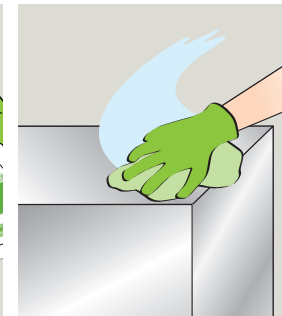
**1** Use appropriate PPE as indicated in the Safety Data Sheet.




**2** Place Safety Signs.



**3** Spray solution onto cloth.



**4** Wipe surface to be cleaned and buff with a dry lint free cloth.



**4** Allow to air dry.



**5** Remove Safety Signs.


#### Disinfecting Surfaces




**1** Use appropriate PPE as indicated in the Safety Data Sheet and place Safety Signs.




**2** Spray solution onto cloth.



**3** Apply to surface to be disinfected. Allow 30 seconds to react.



**4** Wipe with a clean damp cloth.



**5** Allow to air dry.



**6** Remove Safety Signs.

#### Health & Safety

Please refer to relevant COSHH Safety Data Sheet



Scan for further product details