

# Graffiti Off-Brick for Porous Surfaces



## Product Usage Guide

Professional



### BG160-50

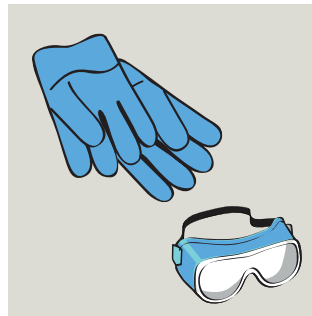


#### Health & Safety

Please refer to relevant  
COSHH Safety Data Sheet



Scan for further product details




**1** Use appropriate PPE as indicated in the Safety Data Sheet.




**2** Place Safety Signs.




**3** Apply evenly across the graffiti.



**4** Leave up to 1 hour contact time.



**5** Agitate graffiti with stiff brush.



**6** Remove using pressure washer with water.



**7** Remove Safety Signs.



For non-porous surfaces i.e. metal, graffiti can be scraped off or wiped off with paper towel.