

Product Usage Guide

Professional

BC071-5



1 Use appropriate PPE as indicated in the Safety Data Sheet.



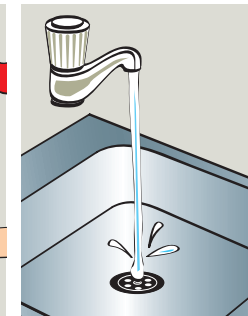
2 Place Safety Signs.



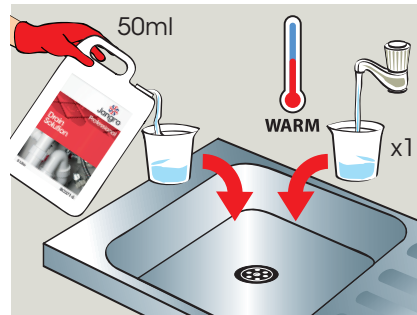
3 Flush drain before use.




4 Shake container well before use.



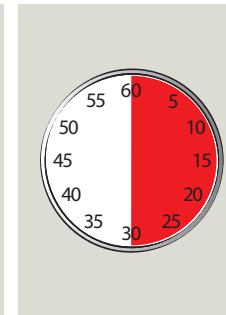
5 Flush any traces of cleaning chemicals.



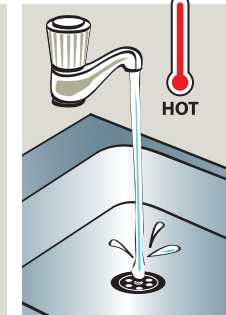
6 Remove excess water and pour 50ml directly into sink/drain opening. Add 1 cupful of warm water to activate unblocker.



7 Ensure the area is well ventilated.



8 Leave for 30 minutes (overnight if possible).



9 Flush with hot water. Repeat if necessary.



10 Remove Safety Signs.

Health & Safety

Please refer to relevant COSHH Safety Data Sheet



Scan for further product details



Ensure area is well ventilated.